






Remote Engineering Connection

	 (direct)	 (via switch)	 Software
TCG 01-G	Straight Ethernet	Straight Ethernet	Ethernet 4.0.3.0
TCG 01-E	Crossover Ethernet	Straight Ethernet	Ethernet 3.1.14
TCG 01	RS-232 connection		Serial 4.32

Notes:

On "Ethernet" clocks TCG 01-E & TCG 01-G the RS-232 port should be used for time signal output only - do not use for remote engineering connection.

On TCG 01 the Ethernet port can only be used for NTP output, it can not be used for remote engineering connection.

