
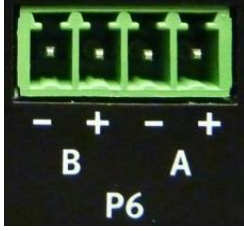




This guide highlights the main differences between TCG 01 and the TCG 01-E. Please refer to the product manuals for further information. *Note that the TCG 01-E has now been superseded by the TCG 01-G, and a HV Power comparison document is also available.*

Feature	TCG 01	TCG 01-E
Engineering Access	Via RS 232 using Port 4	Via Ethernet using Port 8 <ul style="list-style-type: none"> • Use a cross-over cable if directly connecting Port 8 to computer • While port 4 of the TCG 01-E still provides RS-232 output, it cannot be used for engineering access
Software	Time Code Generator TCG Configuration Tool (version 4.32)	GPSConfig.exe
	You cannot use TCG 01 software to set up a TCG 01-E You cannot use TCG 01-E software to set up a TCG 01	
Port 4	RS 232 only. DCE configured	Can now be set to RS 232, 422 or RS 485 <ul style="list-style-type: none"> • Cannot be used for engineering access
Port 6	 <p>External Sync or Event Recording input.</p> <p>If software “Sync to IRIG-B Input” is selected, the TCG 01 will sync to an IRIG-B input on C/+1 terminals, overriding antenna input.</p> <p>If Event Recording Option purchased, then these inputs can be used for event time tag recording.</p>	 <p>Event Recording / IRIG-B Sync Inputs</p> <p>B+/- inputs can be selected by software to be “IRIG-B Input”, and A +/- as event input. Alternatively A & B inputs can be selected as event inputs. Event recording is standard with TCG 01-E</p>
Port 7	 <p>Sync Relay</p> <p>Rated for 2A at 230V AC, or 300mA at 150V DC.</p> <p>The relay is active (“C” and “NO” connected) whenever the TCG 01 has established stable time sync from the GPS satellites.</p>	 <p>Sync Relay</p> <p>Rated for 100mA@150V AC or 150mA@200 V DC</p> <p>P7A is GPS antenna fail alarm. P7B is Sync Fail Alarm. Contacts are closed during normal operation, and open on loss of power or alarm condition.</p>
IEEE 1344 Extension Parity	Even	Software configurable to even or odd

Please refer to the latest Tekron Manual for further details.

File: TCG 01 to TCG 01-E changes V3.doc